

Talentum

Intrinsically Safe (IS) IR² Flame Detector

The Talentum Intrinsically Safe (IS) dual Infra-Red (IR²) Flame Detector is designed to protect areas where open fires may be expected and detects almost all flames, including hydrocarbon fires with 4.3µm emissions through to invisible fires such as hydrogen.

The IR² Flame Detector is sensitive to flickering, low frequency (1-15Hz) infra-red radiation emitted by flames during combustion even if the lens is contaminated by a layer of oil, dust, water, vapour or ice.

This detector has two IR sensors which respond to different IR wavelengths in order to discriminate between flames and spurious sources of radiation. False alarms from flickering sunlight are avoided by a combination of filters and signal processing techniques.

The Talentum IR² detector has selectable output options of relay

Features

- High immunity to false sources
- Tolerant of fumes, vapours, dust and mist
- Suitable for use in Zone 0, I or 2
- Suitable for indoor areas
- Unaffected by convection currents, draughts or wind
- Proven response to multiple fuel types
- Multi-spectrum detection
- Selectable output options
- Selectable response speed
- Selectable sensitivity levels
- Built in auto and manual test
- Low current consumption
- Fast response to fire

Approvals

ATEX certified:
II 1G Ga Ex ia IIC T4



Worldwide approvals include EN54:10, with LPCB certification, as well as SIL 2 rated. Visit www.ffeu.com for up to date approvals information.



Part Number: I6571-00

Applications

- Chemical Plants
- Waste Recycling
- Nuclear Power Sites
- Engine Rooms
- Spray Booths
- Pharmaceutical Production
- Military Applications
- Marine Industry
- Coal Handling
- Printing
- LNG/LPG production

Accessories

07127 Stainless Steel Adjustable Mount (316)
I2545 Stainless Steel Weather Shield (304)



Talentum

Mechanical Specification

Housing Material	Die Cast Zinc Alloy (ZA12)
Housing Colour	Blue
Dimensions	142(H) x 108(W) x 82(D) mm
Weight	2kg
Cable Gland Entries	2 x 20mm
Wiring	1.0 to 4.0mm ²

Electrical Specification

Supply Voltage	14 to 30Vdc
Quiescent Current	8mA, RL2 energised 4mA, current loop, RL2 off 3mA, RL2 off
Alarm Current	28mA, RL1 & RL2 energised 20mA, current loop, RL1 & 2 off 9mA, RL1 energised
Power Up Time	2 seconds max.
Test Signal Voltage	14 to 30Vdc
Relay Outputs	
- Programmable	Normally Open or Normally Closed Latching or Non-latching
- Ratings: Current	1.0A Max.
Voltage	50Vdc Max.
Power	30W Max. (Note: Resistive Loads Only)

Environmental

Operating Temperature	-10°C to +55°C Sensor Limit
Storage Temperature	-20°C to +65°C
Relative Humidity	95% Non condensing
IP Rating	IP65

Performance

Range - Class 1*	0.1m ² n-heptane at 25m
- Class 3	0.1m ² n-heptane at 12m (see EN54:10 for sensitivity settings)
Field of View	90° min. Cone
Operating Wavelength	
Band - IR	0.75 to 2.7µm

Approvals

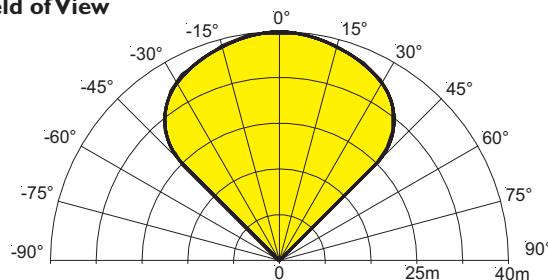
CPD	0832-CPD-0823
LPCB	729a/09
SIL 2	CI27_CT003_(2.0)
BASEEFA	BAS02ATEX100I

Response Characteristics – High Sensitivity

Fuel	Flame Size m (ft)	Distance m (ft)	Average Response time (seconds)
n-Heptane* (Yellow flame)	0.3 x 0.3 (1 x 1)	25 (82)	12
Methylated Spirit* (Clear flame)	0.5 x 0.5 (1.6 x 1.6)	25 (82)	25
Hydrogen (non-visible flame)	0.1 x 0.5 (0.3 x 1.6)	12 (39)	8

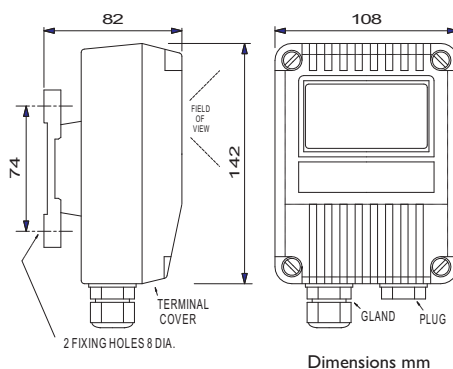
* has been tested and approved at Class 1

Field of View

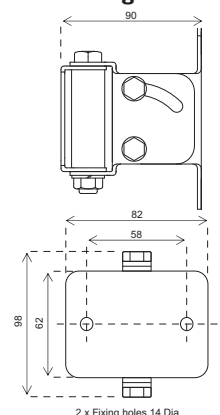


To meet the requirements of EN54:10 clause 5.4, where the ratio of the response points Dmax:Dmin should not exceed 1.41, the horizontal and vertical viewing angles αmax should not exceed ±30°.

Flame Detector



Mounting Bracket



Installation Recommendations

Please refer to our User Manual for mounting and wiring instructions. The installation of Talentum flame detectors should be undertaken in accordance with recognised national or international standards and codes of practice.

Specifications and wiring information are provided for information only and are believed to be accurate. Fire Fighting Enterprises assumes no responsibility for their use. Data and design are subject to change without notice. Installation and wiring instructions are shipped with the products and should always be used for actual installation. For more information, contact your Sales Representative.

Document Part No: 24-0051-01



Fire Fighting Enterprises Limited
9 Hunting Gate, Hitchin
Hertfordshire
SG4 0TJ United Kingdom

T +44 (0) 1462 444 740
F +44 (0) 1462 444 789
E sales@ffeuk.com
W www.ffeuk.com

A **HALMA** COMPANY

